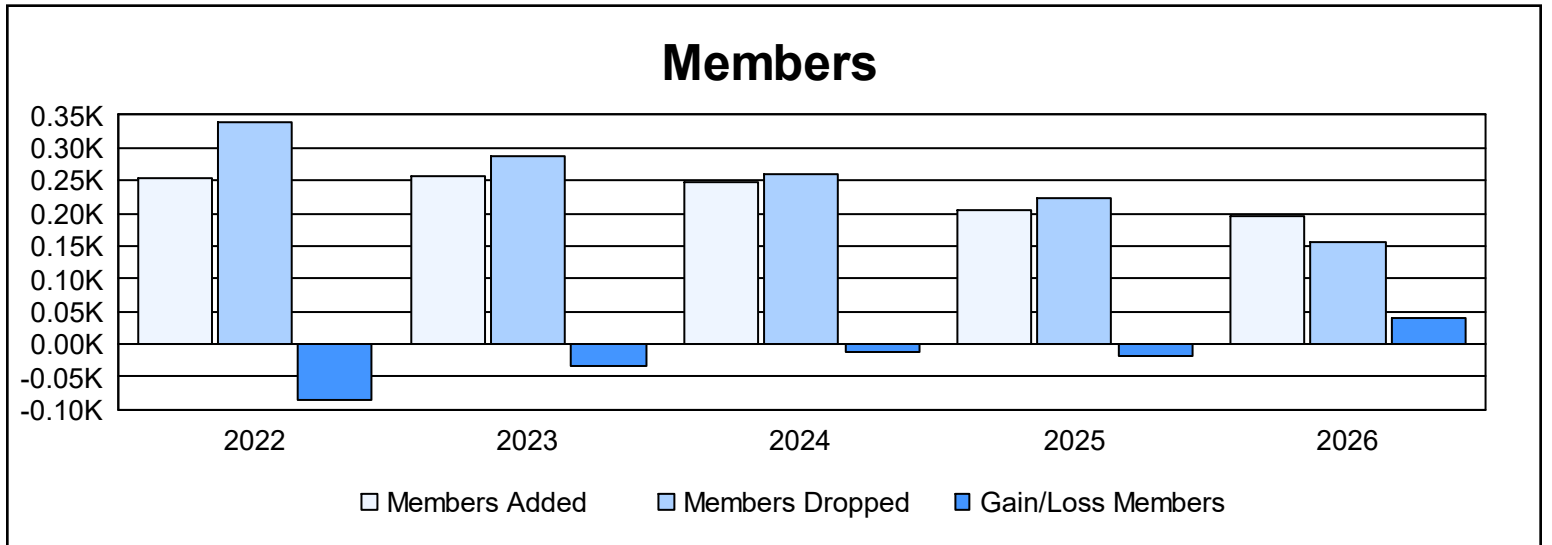
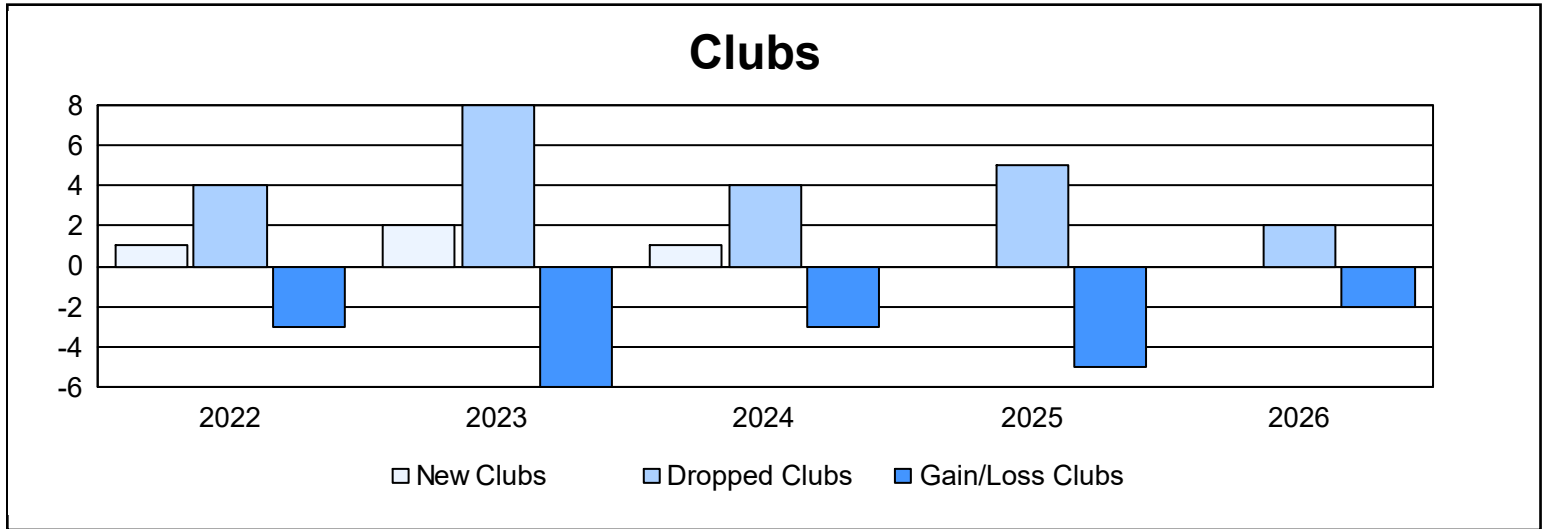
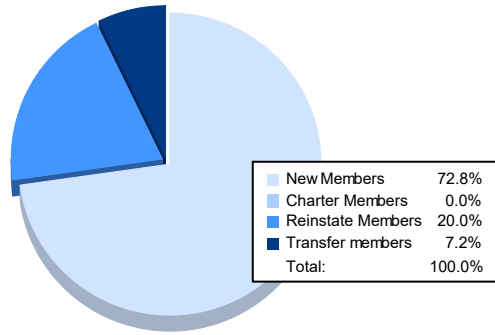


Year	New Clubs	Dropped Clubs	Gain/ Loss Clubs	New Members	Charter Members	Reinstate Members	Transfer Members	Total Member Added	Total Members Dropped	Gain/ Loss Members
2021-2022	1	4	-3	165	69	4	16	254	338	-84
2022-2023	2	8	-6	180	43	16	17	256	288	-32
2023-2024	1	4	-3	190	31	9	18	248	260	-12
2024-2025	0	5	-5	198	0	2	6	206	224	-18
2025-2026	0	2	-2	142	0	39	14	195	156	39
<b>Average</b>	<b>1</b>	<b>5</b>	<b>-4</b>	<b>175</b>	<b>29</b>	<b>14</b>	<b>14</b>	<b>232</b>	<b>253</b>	<b>-21</b>



### Membership Composition May 2026 Cumulative



### Gender Composition May 2026 Cumulative

